







Week	AO	Key Learning	Disciplinary literacy	Definition	Resources
1	3	Drawing Mark making, Basic Lines, Structural Lines, Enlarging, negative space, HPS – Hold, Pressure, Speed Formal elements: COLOUR, SPACE, LINE, PATTERN, TEXTURE, SHAPE, FORM, TONE	Composition	The arrangement or structure of the formal elements that make up an image, photograph, painting, sculpture or piece of music.	https://www.tate.org.uk/art/artists/giorgio-morandi-1660 
2	2	Observation Drawing Tone , shade, depth, form, wash, cross hatch. Artist research – Giorgio Morandi	Contrast	Strong visual differences between light and dark, varying textures, sizes, etc.	https://www.oca.ac.uk/weare-oca/interior-design/what-kind-of-spatial-designer-am-i-3-tansy-hargan-artist/?cn-reloaded=1
3	3	Observation studies Reflection, photographs and drawings, bottles, taps, cutlery, shiny objects etc. Adding layers and exploring: tone, wash, surface, media. (Monoprint)	Watercolour	A solid or liquid paint that is to be used, watered down and layered.	
4	2	View finders sections. Creating Abstract compositions identifying colour, pattern, tone and shapes. Artist research –Palimpstestparade - Tansy Hargan	Mixed media	Art that is made with a combination of different materials.	
5	1	Artist research – continued Appropriate Background wash and title 5 images in colour (for HWK) 5 facts about the artist 5 keywords What does the artist do? How does the artist do it? Your comments Experiments in the style of the artist	Colour values	The lights and darks of a colour:	www.studentartguide.com/articles/realistic-observational-drawings Website about student work -
				Tint – lightened colour, white + colour	
				Shade – darkened colour, Colour + black or grey.	
				Gradient – A gradual change from one colour to another.	
6	4	Miniature Outcomes continued: Of object drawn with tone, and section of abstract through viewfinder. Artist research pages: completed	processes	The method used to create artwork that usually follows a range of steps rather than just one skill.	

Week	AO	Key Learning	Disciplinary literacy	Definition	Resources
7	3	Drawing using different Media and Mark making, Surface exploration and drawing back into. Formal elements: COLOUR, SPACE, LINE, PATTERN, TEXTURE, SHAPE, FORM, TONE	Composition	The arrangement or structure of the formal elements that make up an image, photograph, painting, sculpture or piece of music.	https://www.tate.org.uk/art/artists/jim-dine-1009 http://kellhighschoolart.weebly.com/painting/category/jim-dine-tools
8	1 and 2	Surface exploration Miniature Outcome. Artist research – Jim Dine	Contrast	Strong visual differences between light and dark, varying textures, sizes, etc.	
9	3	Observation studies self portrait of own face or section of face or distorted image of face i.e. fisheye lens, cropped section of face maybe eye, extreme angle . Observation studies layers: tone, wash, surface, media.	Watercolour	A solid or liquid paint that is to be used, watered down and layered.	
10	2	Self portrait study over prepared surface	Mixed media	Art that is made with a combination of different materials.	
11	1 and 4	Artist research – Escher Miniature Outcome Students expected to have 4 submissions from the past terms work. - Object drawn with tone, - Abstract section from: close up, zoomed, viewfinder. - Reflective object with colour from surface or wash elements - Self portrait, distorted, section of, or whole face.	Colour values	The lights and darks of a colour:	https://www.nga.gov/feature/s/slideshows/mc-escher-life-and-work.html 
				Tint – lightened colour, white + colour	
				Shade – darkened colour, Colour + black or grey.	
12	4	Miniature Outcome: completed for Exhibition of Miniatures. Artist research page: completed	processes	The method used to create artwork that usually follows a range of steps rather than just one skill.	www.studentartguide.com/articles/realistic-observational-drawings Website about student work -