



EGGBUCKLAND

COMMUNITY COLLEGE

Everyone can

Year 11 Course and Revision Information

March 2025

Tenacity

Integrity

Compassion

Knowledge



WESTCOUNTRY
SCHOOLS TRUST

Key People and Support

Head of Phase – Mrs Mullally – hmullally@eggbuckland.com

Pastoral Leader – Mrs Parry – kparry@eggbuckland.com

Year 11 Tutors:

Ms Ellison – tellison@eggbuckland.com

Mr Cooper – bcoopers@eggbuckland.com

Mr Whitehouse - rwhitehouse@eggbuckland.com

Mr Daw - adaw@eggbuckland.com

Mrs Ackrell - njackson@eggbuckland.com

Mrs Partridge - apartridge@eggbuckland.com

Miss Shepperd – eshepperd@eggbuckland.com

Further support:

Mr Lyons – Associate Assistant Principal – jlyons@eggbuckland.com

Mrs Palmer – Family Support Advisor – kpalmers@eggbuckland.com

Mrs Watts – Pastoral Support Mentor – vwatts@eggbuckland.com

Ms Childs – SENDCo – jchilds@eggbuckland.com

Welcome message from Mrs Mullally

The final revision booklet has been created to support you as we approach the crucial final stretch before your Summer exams. Year 11 students have shown incredible dedication this year, but this is the final hurdle. Now is the time to dig deep, stay committed, and demonstrate resilience in both learning and revision to achieve the best possible grades and unlock future opportunities.

Every student has the potential to achieve exceptional results, but we know that support is vital. Over the coming months, access to revision sessions, mental health drop-ins, and the guidance of teachers, friends, and family will play a key role in their success. Attendance is absolutely essential—being present 100% of the time ensures students engage fully with the curriculum and maximise their revision efforts.

Above all, we believe every student should be empowered to reach their full potential, supported by those around them, as they work toward their goals and aspirations.

Key dates

Year 11 (provisional):

10th September 2024	Year 11 Period 6 Begins
3rd October 2024	Year 11 Information Evening
21st October 2024	Mock Interview Week
24th October 2024	Years 10-13 Meet the Tutor and Support Evening
4th – 15th November 2024	Mock 1
28th November 2024	Post 16 Open Evening (17:30-19:30)
12th December 2024	Year 11 Subject Parents' Evening (15:15-18:15)
3rd – 14th February 2025	Mock 2
27th March 2025	Year 11 Exam Preparation Evening
May/June 2025	Formal Exams (Wednesday 25th June is the last exam contingency day for most students)
1st July 2025	Prom

Key People and Support	1
Welcome message from Mrs Mullally	1
Key dates	1
Accessing Online Platforms	3
Mental Health Support	5
Tutor Information	6
Year 11 Period 6	7
Plagiarism and Malpractice	8
Course Information and Examination Paper Overviews	11
Links to more Past papers (Collated):	12
February Mock Examination Results:	16
Revision Information:	16
Weekly Homework, Revision and ‘Aspirational’ Revision	17

Accessing Online Platforms



Sparx Maths



www.sparxmaths.com

Students can reset their own login with their Date of Birth.



Educake
Science,
History and
English



www.educake.co.uk

Science,
History and
English Staff
can reset
login.



All subjects



[GCSE - BBC Bitesize](http://GCSE-BBCBitesize)

Free to
access
without a
login



All subjects



<https://senecalearning.com/en-GB/>

Free to
access
without a
login



Languages



Languages
Staff can
provide login.

<https://www.language nut.com/en-gb/>

Mental Health Support

We know that Year 11 is a stressful time for Students however, it shouldn't go unnoticed that it is also a stressful time for parents and carers as well, often not knowing how to support your child during this time.

Here are some useful documents and links that can support your child with their mental health but also provide ideas of what you can do at home to help.

Kooth

Young Devon

Young Minds

The Zone

Stop. Breathe.
Think



Stop. Breathe.
Think

Student guide to
managing exam
stress

Supporting your
child to beat exam
stress



Kooth - <https://www.kooth.com/>

Young Devon - <https://www.youngdevon.org/>

Young Minds - <https://www.youngminds.org.uk/>

The Zone - <https://www.thezoneplymouth.co.uk/>

Stop. Breathe. Think - <https://www.stopbreathethink.org.uk/>

Student guide to managing exam stress: <https://www.place2be.org.uk/media/j4kjdblk/navigating-exam-season-guide-for-students.pdf>

Supporting your child to beat exam stress: <https://www.place2be.org.uk/media/0ttpyr0h/navigating-exam-season-guide-for-parents.pdf>

Tutor Information

Intent - To prepare the students for exams academically and mentally.

Implementation - Students will follow a timetable of events throughout the year

March- June

Mon	Tues	Weds	Thurs	Fri
Year 11 assembly	Subject content	Subject content	Subject content	Subject content / Future Friday

Assemblies planned will focus on mental strength and resilience along with coping with exam stress. It will also focus on key aspects of the year and what will support them succeed in their exams.

Students will participate in a full careers programme which will consist of live speakers in a range of job sectors and further education route information- apprenticeship and university.

During the final exam period, final revision sessions will be held in person during tutor time to help students reinforce their knowledge and address any last-minute questions or concerns before their exams. Students will enter their exam straight from tutor time.

Tutor groups will continue to be made up of a subject focus in Maths and English. These tutor groups will continue to be adjusted where needed in these final few months according to support required identified by their tutor and Curriculum Team Leaders of Maths and English.

Year 11 Period 6

English	E	Science	S	Option B	B	Option D	D
Maths	M	Option A	A	Option C	C		

Tuesday 10 th September	D	Tuesday 8 th October	E	Wednesday 27 th November	S	Tuesday 14 th January	M	Wednesday 5 th March	B	Thursday 3 rd April	E
Wednesday 11 th September	C	Wednesday 9 th October	C	Tuesday 3 rd December	E	Wednesday 15 th January	C	Thursday 6 th March	E	Tuesday 22 nd April	A
Tuesday 17 th September	E	Tuesday 15 th October	D	Wednesday 4 th December	C	Thursday 16 th January	D	Tuesday 11 th March (No CTLs)	M	Wednesday 23 rd April	E
Wednesday 18 th September	S	Wednesday 16 th October	S	Thursday 5 th December	D	Tuesday 21 st January	M	Wednesday 12 th March	B	Tuesday 29 th April	M
Thursday 19 th September	M	Thursday 17 th October	B	Wednesday 11 th December	E	Wednesday 22 nd January	S	Tuesday 18 th March	A	Wednesday 30 th April	S
Tuesday 24 th September	A	Wednesday 23 rd October	C	Tuesday 17 th December	B	Wednesday 29 th January	B	Wednesday 19 th March	C	Thursday 1 st May	E
Wednesday 25 th September	S	Tuesday 19 th November	A	Wednesday 18 th December	E	Thursday 30 th January	M	Thursday 20 th March	D	Tuesday 6 th May	M
Tuesday 1 st October	B	Wednesday 20 th November	S	Thursday 19 th December	M	Tuesday 25 th February	A	Wednesday 26 th March	S	Wednesday 7 th May	S
Wednesday 2 nd October	M	Thursday 21 st November	M	Tuesday 7 th January	A	Wednesday 26 th February	E	Tuesday 1 st April	M	Wednesday 14 th May	S
Thursday 3 rd October	D	Tuesday 26 th November	E	Wednesday 8 th January	S	Tuesday 4 th March	M	Wednesday 2 nd April	S	Thursday 15 th May	E

Plagiarism and Malpractice

Full examination regulations can be found here: [Information for candidates documents - JCQ Joint Council for Qualifications](#). If you are unclear on any of this information, please speak to the examination team in the exams office or email: exams@eggbuckland.com.



JCQ Information for candidates

Plagiarism

The College takes plagiarism very seriously and we have an obligation to report any malpractice. When students submit a piece of assessment work for final submission, they will be asked to sign to say that the submitted work is their own. It is at this point that we will report any malpractice.

Students need to familiarise themselves with the rules set by JCQ which can be found by following this link: [Information for candidates documents - JCQ Joint Council for Qualifications](#)

The following is an extract from Plagiarism in Assessment Guidance for Teachers/Assessors accessed from [Plagiarism-in-Assessments.pdf \(jcq.org.uk\)](#) published by the Joint Council for Qualifications (JCQ) accessed: 02_24.



Plagiarism in Assessments

“There are several definitions of plagiarism, but they all have in common the idea of taking someone else’s intellectual effort and presenting it as one’s own. The JCQ Suspected Malpractice Policies and Procedures and Procedures define plagiarism as: “unacknowledged copying from, or reproduction of, third party sources or incomplete referencing (including the internet and AI tools); Plagiarism refers to a student copying work and submitting it as their own. This can involve published resources (whether in print or on the internet), AI-generated content, essays, or pieces of work previously submitted for assessments by others or manufactured artefacts. Copying can involve memorisation and reproduction of text.”

For reference the following are some examples of plagiarism:

- Copying text from the internet and using it as your own.
- Misquoting a source of information or missing a reference or a quote.
- Copying text from the internet changing a few words and using it as your own.
- Copying an image or a logo or combining images.
- Using AI such as Chat GTP to generate an answer or part of an answer and copying part or all the text.

Please remember the penalties for breaking the regulations can be severe as stated by the JCQ in Information for candidates Coursework assessments JCQ 2023 Effective from 1 September 2024 https://www.jcq.org.uk/wp-content/uploads/2024/08/IFC-Coursework_Assessments_2024_FINAL.pdf accessed on 09_24:



Coursework assessments

“If your work is submitted and it is discovered that you have broken the regulations, one of the following penalties will be applied:

- The piece of work will be awarded zero marks.
- You will be disqualified from that unit for that examination series.
- You will be disqualified from the whole subject for that examination series.
- You will be disqualified from all subjects and barred from entering again for a period of time.

The awarding body will decide which penalty is appropriate.

REMEMBER – IT’S YOUR QUALIFICATION SO IT NEEDS TO BE YOUR OWN WORK”

Malpractice

Malpractice is anything that involves a failure to follow the rules of an examination or assessment

JCQ provides the following examples of malpractice relating to formal exams and coursework elements of a qualification:

- A breach of the instructions or advice of an invigilator, supervisor, or the awarding body in relation to the examination or assessment rules and regulations.
- The unauthorised use of alternative electronic devices or technology during remote assessment and remote invigilation.
- Accessing the internet, online materials or AI tools during remote assessment and remote invigilation, where this is not permitted.
- Failing to abide by the conditions of supervision designed to maintain the security of the examinations or assessments.
- Collusion: working collaboratively with others, beyond what is permitted.
- Copying from another candidate (including the use of technology to aid the copying).
- Allowing work to be copied, e.g. posting work on social networking sites prior to an examination/assessment.
- The deliberate destruction of another candidate’s work.
- Disruptive behaviour in the examination room or during an assessment session (including the use of offensive language).
- Failing to report to the centre or awarding body the candidate having unauthorised access to assessment related information or sharing unauthorised assessment related information online.
- Exchanging, obtaining, receiving, passing on information (or the attempt to) which could be assessment related by means of talking, electronic, written or non-verbal communication.

- Making a false declaration of authenticity in relation to the authorship of controlled assessment, coursework, non-examination assessment or the contents of a portfolio.
- Allowing others to assist in the production of controlled assessments, coursework, non-examination assessments, examination responses or assisting others in the production of controlled assessments, coursework, non-examination assessments or examination responses.
- The misuse, or the attempted misuse, of examination and assessment materials and resources (e.g. exemplar materials)
- Being in possession of unauthorised confidential information about an examination or assessment.
- Bringing into the examination room notes in the wrong format (where notes are permitted in examinations) or inappropriately annotated texts (in open book examinations).
- The inclusion of offensive comments, obscenities or drawings; discriminatory language, remarks or drawings directed at an individual or group in scripts, controlled assessments, coursework, non-examination assessments or portfolios.
- Personation: pretending to be someone else, arranging for another person to take one's place in an examination or an assessment.
- Plagiarism: unacknowledged copying from, or reproduction of, third party sources or incomplete referencing (including the internet and artificial intelligence (AI) tools).
- Theft of another candidate's work.
- Being in possession (whether used or not) of unauthorised material during an examination or assessment, for example: notes, study guides and personal organisers, own blank paper, calculators (when prohibited), dictionaries (when prohibited), watches, instruments which can capture a digital image, electronic dictionaries (when prohibited), translators, wordlists, glossaries, iPods, mobile phones, AirPods, MP3/4 players, pagers, or other similar electronic devices.
- The unauthorised use of a memory stick or similar device where a candidate uses a word processor.
- Facilitating malpractice on the part of other candidates.
- Behaving in a manner so as to undermine the integrity of the examination.

Consequences may include but not limited to:

- The piece of work will be awarded zero marks.
- You will be disqualified from that unit for that examination series.
- You will be disqualified from the whole subject for that examination series.
- You will be disqualified from all subjects and barred from entering again for a period of time.

The awarding body will decide which penalty is appropriate.

Course Information and Examination Paper Overviews

All course Information, including the content from each examination paper can be found on the College website or in the first Revision booklet that was published: <https://www.egguckland.org.uk/year-11-revision>



For students who request printed past papers, these have been distributed. If you did not, but still wish to have access, all papers can be found electronically.

All question paper and markschemes to these papers are available via this link for you to self-mark your papers, or you can find them online using the paper code (note that student normal school login details are required to access these):



<https://egguckland.sharepoint.com/:f/g/PP&MS/EtCs19OrNhBHnmvzGXe0RswBIYXF8Fuph4fRGJ4QXPUvGA?e=HTMfVy>

We would suggest paying close attention to the detail on the markscheme when you do this, to maximise the accuracy of your marking and to push your understanding of the subject and exam technique on further. These should be used as you find most appropriate.

If you require further past papers, you can print these yourself in College using your print credit. If you need your print credit topped up from printing past papers, please see ICT support in the PDC or email logsupport@egguckland.com.

Links to more Past papers (Collated):

Use these links for past papers. The links will also provide the mark schemes for students to self-mark these.

English Literature:

<https://www.aqa.org.uk/subjects/english/gcse/english-literature-8702/assessment-resources>



English Language:

<https://www.aqa.org.uk/subjects/english/gcse/english-language-8700/assessment-resources>



Maths:

www.mathsgenie.co.uk (Remember to select Edexcel)



Science:

[AQA | GCSE | Combined Science: Trilogy | Assessment resources](#)



Geography:

<https://www.aqa.org.uk/subjects/geography/gcse/geography-8035/assessment-resources?f.Resource+type%7C6=Question+papers>



History:

<https://qualifications.pearson.com/en/qualifications/edexcel-gcse/history-2016/coursematerials.html#filterQuery=Pearson-UK:Category%2FExam-materials>



Business Studies:

<https://www.ocr.org.uk/qualifications/gcse/business-j204-from-2017/assessment/>



Design Technology:

[GCSE Design and Technology | Eduqas](#)



Drama:

[GCSE Drama | Eduqas](#)



Engineering:

https://www.wjec.co.uk/qualifications/level-12-vocational-award-in-engineering/#tab_keydocuments



French:

<https://qualifications.pearson.com/en/qualifications/edexcel-gcses/french-2016.coursematerials.html#filterQuery=Pearson-UK:Category%2FExam-materials>



Hospitality and Catering:

wjec.co.uk/umbraco/surface/blobstorage/download?nodeId=39166



Digital Information Technology:

[Digital Information Technology \(2022\) | BTEC Tech Award | Pearson qualifications](#)



Physical Education: (AQA GCSE)

[AQA | Resources | Past Papers & AQA Mark Schemes](#)



Psychology:

[GCSE - Psychology \(9-1\) - J203 - OCR](#)



Sports Studies: Revision support

[A - OCR Level 2 Sport Studies](#) (*Eggbuckland Username and Password required to view*)



[Past papers materials finder - OCR](#)



Spanish:

[Edexcel GCSE Spanish \(2016\) | Pearson qualifications](#)



February Mock Examination Results:

Fill in this results table from your mock examination results.

Subject	Result	Priority for future revision (High, Medium, Low)
English Language		
English Literature		
Maths		
Science		
Geography / History		
Option B		
Option C		
Option D		

Revision Information:

All course information to support revision is available in the first booklet produced in the year, and available on the college website electronically for your reference:

<https://www.egguckland.org.uk/year-11-revision>



Weekly Homework, Revision and ‘Aspirational’ Revision

The following section provides a weekly breakdown of homework that is set (in conjunction with classcharts), along with a specific revision activity to complete. There is also the option for an ‘Aspirational’ revision activity which will support students achieve the highest grades.

For option subjects, there is space left for students to fill in these homework and revision activities with the support from their subject teachers, as these will be specific for each individual student. These revision activities will be acknowledged weekly during tutor time. Booklets should be brought to school as part of basic equipment.



Notes:

This image shows a single sheet of white paper with horizontal blue ruling lines. The lines are evenly spaced and run across the width of the page. There are no margins, text, or other markings on the paper.

Week Log:**Week beginning 3rd March 2025****In Year 11 this week:**

06/03- Mock results assembly




Core Learning:

Subject	Homework / Revision	Home Signature
English Literature	Homework: See Classcharts	
	Revision: Sharepoint- English – Student Files- 01 Y11 revision- scroll down to 'Race to the Exams' booklet and complete a Silver or Bronze activity on ACC.	
Maths	Homework: See Classcharts (Set on SPARX, based on this week's learning, prior learning from the current topic and Mathematics concepts)	
	Revision: Fluency fix up and revision on Sparx. This is separate to homework and is based on a bespoke checklist for you. Aim for 45-60 mins a week on SPARX – this will be checked by your Maths class teacher. In addition to this your class teacher will be providing you with regular "aiming for grade" papers. Please complete these and return to your teacher for them to mark and provide the next paper. Aim for one paper a week.	
Science 	Homework: See Classcharts (Set on Educake, based on this week's learning, prior learning from the current topic and core science concepts)	
	Revision: Revision: Biology paper 2 Revision: Log in to educake and use the link below. Before you click on the "begin quiz" button that appears for this quiz, read the educake study guides for this part of the topic that have a link in the same window. Then attempt as many questions as possible in the quiz: https://my.educake.co.uk/assessment/29133614	
Geography 	Homework: See Classcharts (Use Knowledge Organiser)	
	Revision: Use your Geography revision guide given to you by your class teacher. Complete pages activities 1,2,3 on The Challenge of natural hazards – Tectonic hazards. There are QR codes on the pages which link to internet geography pages to help you with the knowledge required for this topic. You can also use pages 2,3,4,5 in the CGP revision guide. You could complete question 1.10 in the practice paper given out before Christmas. You could also watch this https://www.youtube.com/watch?app=desktop&v=5E0CLV9qpFE&t=517s	
History	Homework: See classcharts (Set on Educake)	

	<p>Revision: Use the Knowledge Organiser on pages 6 and 7 and any other resources to complete the following activities in the Early Elizabethan England Historical 5 Booklet on page 9 on the topic – Conflict with Spain:</p> <ul style="list-style-type: none"> • Terms and definitions • Chronology • Context • Describing a feature of early Elizabethan England • Plan an answer to the following question: <p><i>Explain why Spain attempted to invade England in 1588. [12]</i></p>	
Subject	Homework / Revision	Home Signature
Option B	Homework: See Classcharts	
	Revision:	
Option C	Homework: See Classcharts	
	Revision:	
Option D	Homework: See Classcharts	
	Revision:	

Aspirational Revision:

Subject	Aspirational Revision	Home Signature
English Literature	<p>Revision:</p> <p>SharePoint- English – Student Files- 01 Y11 revision- scroll down to ‘Race to the Exams’ booklet and complete a Gold activity on Macbeth.</p>	

Maths 	Revision: Watch the weekly video (a new video will be emailed and loaded into this folder every Friday Final Question Practice). Complete the Hannah Kettle half papers (Hannahkettlemaths.co.uk) using her videos and worked solutions for support.	
Science  	Revision: Past exam paper. Q1-3 https://cdn.sanity.io/files/p28bar15/green/bae7e15087eacaa9765c45ff5c4787cef97aab5b.pdf https://cdn.sanity.io/files/p28bar15/green/29ed2b7cb94e86020470df1c7ecff98c7154a68d.pdf	
Geography	Revision: Review your case studies for earthquakes in a HIC New Zealand and LIC Nepal from the first revision booklet that you were given. Scan the QR code at the bottom of page 2 this will take you to an internet Geography page. Scroll down to find the exam question section. Read through the support and example answer question, then write your own answer using your notes in your booklet. Complete Q1 (6 marker) and 2 (9 marker + 3 SPaG)	
History	Revision: <i>Explain why Spain attempted to invade England in 1588. [12]</i>	

This week, through revision, I have achieved:




[illegible]

Week Log:

Week beginning 10th March 2025

In Year 11 this week:




Core Learning:

Subject	Homework / Revision	Home Signature
English Literature	Homework: See Classcharts	
	Revision: Revision: Sharepoint- English – Student Files- 01 Y11 revision- scroll down to ‘Race to the Exams’ booklet and complete a Silver or Bronze activity on Macbeth.	
Maths	Homework: See Classcharts (Set on SPARX, based on this week’s learning, prior learning from the current topic and Mathematics concepts)	
	Revision: Fluency fix up and revision on Sparx. This is separate to homework and is based on a bespoke checklist for you. Aim for 45-60 mins a week on SPARX – this will be checked by your Maths class teacher. In addition to this your class teacher will be providing you with regular “aiming for grade” papers. Please complete these and return to your teacher for them to mark and provide the next paper. Aim for one paper a week.	
Science	Homework: See Classcharts (Set on Educake, based on this week’s learning, prior learning from the current topic and core science concepts)	
	 Revision: Chemistry paper 2 Revision: Log in to educake and use the link below. Before you click on the "begin quiz" button that appears for this quiz, read the educake study guides for this part of the topic that have a link in the same window. Then attempt as many questions as possible in the quiz: https://my.educake.co.uk/assessment/29133807	
Geography	Homework: See Classcharts (Use Knowledge Organiser)	
	  Revision: Use your Geography revision guide given to you by your class teacher. Complete pages activities 4,5,6 on The Challenge of natural hazards – Weather hazards and Climate Change There are QR codes on the pages which link to internet geography pages to help you with the knowledge required for this topic. You can also use pages 15,16,17 in the CGP revision guide. You could complete question 1.1, 1.2, 1.3 in the practice paper given out before Christmas. You could also watch this on Typhoon Haiyan https://www.youtube.com/watch?v=luG3Wh76ikk and this on Somerset Levels flooding https://www.youtube.com/watch?v=QGT4IH_n4NQ	

History	Homework: See classcharts (Set on Educake)	
	Revision: Use the Knowledge Organiser on pages 10 and 11 and any other resources to complete the following activities in the Early Elizabethan England Historical 5 Booklet on page 12 on the topic – English sailors: <ul style="list-style-type: none"> • Terms and definitions • Chronology • Context • Describing a feature of early Elizabethan England • Plan an answer to the following question: <p><i>Explain why voyages of discovery were important to Elizabethan England. [12]</i></p>	
Subject	Homework / Revision	Home Signature
Option B	Homework: See Classcharts	
	Revision:	
Option C	Homework: See Classcharts	
	Revision:	
Option D	Homework: See Classcharts	
	Revision:	

Aspirational Revision:

Subject	Aspirational Revision	Home Signature
English Literature	Revision: SharePoint- English – Student Files- 01 Y11 revision- scroll down to ‘Race to the Exams’ booklet and complete a Gold activity on A Christmas Carol.	

Maths 	Revision: Watch the weekly video (a new video will be emailed and loaded into this folder every Friday Final Question Practice). Complete the Hannah Kettle half papers (Hannahkettlemaths.co.uk) using her videos and worked solutions for support.	
Science  	Revision: Past exam paper. Q1-3 https://cdn.sanity.io/files/p28bar15/green/5f8bd169dfc64f9e5feac4cd776153ff18d6b17f.pdf https://cdn.sanity.io/files/p28bar15/green/0dbf64943734d0affe5110a7232db301a58420f.pdf	
Geography	Revision: Review case studies on Typhoon Haiyan and Somerset levels from the first revision booklet that you were given. Scan the QR code at the bottom of page 4 this will take you to an internet Geography page. Scroll down to find the exam question section you will need to look at question 4 Read through the support and example answer question, then write your own answer using your notes in your booklet. Complete Q4 on the extent tropical storms have impacts on people and environment. Then scroll up and complete the same for question 3 on Managing Climate change 9 marks + 3 SPaG.	
History	Revision: <i>Explain why voyages of discovery were important to Elizabethan England. [12]</i>	

This week, through revision, I have achieved:



Notes:

Week Log:

Week beginning 17th March 2025

In Year 11 this week:





Core Learning:

Subject	Homework / Revision	Home Signature
English Literature	Homework: See Classcharts	
	Revision: Revision: SharePoint- English – Student Files- 01 Y11 revision- scroll down to 'Race to the Exams' booklet and complete a Silver or Bronze activity on An Inspector Calls.	
Maths	Homework: See Classcharts (Set on SPARX, based on this week's learning, prior learning from the current topic and Mathematics concepts)	
	Revision: Fluency fix up and revision on Sparx. This is separate to homework and is based on a bespoke checklist for you. Aim for 45-60 mins a week on SPARX – this will be checked by your Maths class teacher. In addition to this your class teacher will be providing you with regular "aiming for grade" papers. Please complete these and return to your teacher for them to mark and provide the next paper. Aim for one paper a week.	
Science	Homework: See Classcharts (Set on Educake, based on this week's learning, prior learning from the current topic and core science concepts)	
	 Revision: Physics paper 2 Revision: Log in to educake and use the link below. Before you click on the "begin quiz" button that appears for this quiz, read the educake study guides for this part of the topic that have a link in the same window. Then attempt as many questions as possible in the quiz: https://my.educake.co.uk/assessment/29133851	
Geography	Homework: See Classcharts (Use Knowledge Organiser)	
	 Revision: Use your Geography revision guide given to you by your class teacher. Complete pages activities 7,8,9, on The Living World Ecosystems and Rainforests There are QR codes on the pages which link to internet geography pages to help you with the knowledge required for this topic. You can also use pages 29,30,31, 32, 33 in the CGP revision guide. You could complete question 2.1 to 2.8 in the practice paper given out before Christmas. You could also watch this on Rainforests https://www.youtube.com/watch?v=hLIW8z-lk8g	

History	Homework: See classcharts (Set on Educake)	
	Revision: Use the Knowledge Organiser on pages 10 and 11 and any other resources to complete the following activities in the Early Elizabethan England Historical 5 Booklet on page 13 on the topic – Colonies in America: <ul style="list-style-type: none"> • Terms and definitions • Chronology • Context • Describing a feature of early Elizabethan England • Plan an answer to the following question: <p><i>Explain why the first Virginia colony failed. [12]</i></p>	
Subject	Homework / Revision	Home Signature
Option B	Homework: See Classcharts	
	Revision:	
Option C	Homework: See Classcharts	
	Revision:	
Option D	Homework: See Classcharts	
	Revision:	

Aspirational Revision:

Subject	Aspirational Revision	Home Signature
English Literature	Revision: SharePoint- English – Student Files- 01 Y11 revision- scroll down to 'Race to the Exams' booklet and complete a Gold activity on Poetry.	

Maths 	Revision: Watch the weekly video (a new video will be emailed and loaded into this folder every Friday Final Question Practice). Complete the Hannah Kettle half papers (Hannahkettlemaths.co.uk) using her videos and worked solutions for support.	
Science  	Revision: Past exam paper. Q1-3 https://cdn.sanity.io/files/p28bar15/green/c3f850f424afe9593401338e482f6faf32e7ab69.pdf https://cdn.sanity.io/files/p28bar15/green/8c9f721f1cfdd2aad12bab0ce48381941f1813fa.pdf	
Geography 	Revision: Review case study notes on the Malaysian tropical rainforest from the first revision booklet you were given. Complete the questions from the link below, use your notes to help, if you want any feedback bring in your work and hand into Mr Clemens or Mrs Smith. https://www.exampaperspractice.co.uk/wp-content/uploads/Tropical-Rainforests.pdf	
History	Revision: <i>Explain why the first Virginia colony failed. [12]</i>	




This week, through revision, I have achieved:



This image shows a full page of blank handwriting practice paper. It features approximately 20 evenly spaced horizontal blue lines across the entire page, providing a guide for letter height and placement. The background is a solid off-white color. There are no margins, text, or other markings present.

Week Log:**Week beginning 24th March 2025****In Year 11 this week:**





27/03- Year 11 Exam Preparation Evening (16:30-18:30)

Core Learning:

Subject	Homework / Revision	Home Signature
English Literature	Homework: See Classcharts	
	Revision: Revision: SharePoint- English – Student Files- 01 Y11 revision- scroll down to 'Race to the Exams' booklet and complete a Silver or Bronze activity on ACC.	
Maths	Homework: See Classcharts (Set on SPARX, based on this week's learning, prior learning from the current topic and Mathematics concepts)	
	Revision: Fluency fix up and revision on Sparx. This is separate to homework and is based on a bespoke checklist for you. Aim for 45-60 mins a week on SPARX – this will be checked by your Maths class teacher. In addition to this your class teacher will be providing you with regular "aiming for grade" papers. Please complete these and return to your teacher for them to mark and provide the next paper. Aim for one paper a week.	
Science 	Homework: See Classcharts (Set on Educake, based on this week's learning, prior learning from the current topic and core science concepts)	
	Revision: Biology paper 2 Revision: Log in to educake and use the link below. Before you click on the "begin quiz" button that appears for this quiz, read the educake study guides for this part of the topic that have a link in the same window. Then attempt as many questions as possible in the quiz: https://my.educake.co.uk/assessment/29134019	
Geography  	Homework: See Classcharts (Use Knowledge Organiser)	
	Revision: Use your Geography revision guide given to you by your class teacher. Complete pages activities 10,11,12 on The Living World Hot deserts and Ecosystems There are QR codes on the pages which link to internet geography pages to help you with the knowledge required for this topic. You can also use pages 39,40,41 in the CGP revision guide for Hot Deserts You can use page 28 for Ecosystems. You could complete question 2.9 and 2.10 in the practice paper given out before Christmas. You could also watch this on Ecosystems https://www.youtube.com/watch?v=dS3_Fp3-otc And this on Deserts https://www.youtube.com/watch?v=umj-z3Q5I54	

 	https://www.youtube.com/watch?v=lyxATVYWVOVQ Opportunities Thar desert https://www.youtube.com/watch?v=yfnr0BmjmMk Challenges Thar desert	
History	Homework: See classcharts (Set on Educake)	
	Revision: Use the Knowledge Organiser on pages 10 and 11 and any other resources to complete the following activities in the Early Elizabethan England Historical 5 Booklet on page 14 on the topic – The poor: <ul style="list-style-type: none"> • Terms and definitions • Chronology • Context • Describing a feature of early Elizabethan England • Plan an answer to the following question: <p><i>Explain why poverty was an increasing problem in Elizabeth's England [12]</i></p>	
Subject	Homework / Revision	Home Signature
Option B	Homework: See Classcharts	
	Revision:	
Option C	Homework: See Classcharts	
	Revision:	
Option D	Homework: See Classcharts	
	Revision:	

Aspirational Revision:




Subject	Aspirational Revision	Home Signature
English Literature	Revision: SharePoint- English – Student Files- 01 Y11 revision- scroll down to ‘Race to the Exams’ booklet and complete a Gold activity on Macbeth.	
Maths 	Revision: Watch the weekly video (a new video will be emailed and loaded into this folder every Friday Final Question Practice). Complete the Hannah Kettle half papers (Hannahkettlemaths.co.uk) using her videos and worked solutions for support.	
Science  	Revision: Past exam paper. Q4-6 https://cdn.sanity.io/files/p28bar15/green/bae7e15087eacaa9765c45ff5c4787cef97aab5b.pdf https://cdn.sanity.io/files/p28bar15/green/29ed2b7cb94e86020470df1c7ecff98c7154a68d.pdf	
Geography 	Revision: Review case study notes on the Thar desert and Slapton Ley small scale ecosystem from the first revision booklet you were given. Complete the questions from the link below, use your notes to help, if you want any feedback bring in your work and hand into Mr Clemens or Mrs Smith. https://www.exampaperspractice.co.uk/wp-content/uploads/Hot-Deserts.pdf	

Week Log:

Week beginning 31st March 2025





In Year 11 this week:

Core Learning:

Subject	Homework / Revision	Home Signature
English Literature	Homework: See Classcharts	
	Revision: SharePoint- English – Student Files- 01 Y11 revision- scroll down to 'Race to the Exams' booklet and complete a Silver or Bronze activity on poetry.	
Maths	Homework: See Classcharts (Set on SPARX, based on this week's learning, prior learning from the current topic and Mathematics concepts)	
	Revision: Fluency fix up and revision on Sparx. This is separate to homework and is based on a bespoke checklist for you. Aim for 45-60 mins a week on SPARX – this will be checked by your Maths class teacher. In addition to this your class teacher will be providing you with regular "aiming for grade" papers. Please complete these and return to your teacher for them to mark and provide the next paper. Aim for one paper a week.	
Science 	Homework: See Classcharts (Set on Educake, based on this week's learning, prior learning from the current topic and core science concepts)	
	Revision: Chemistry paper 2 Revision: Log in to educake and use the link below. Before you click on the "begin quiz" button that appears for this quiz, read the educake study guides for this part of the topic that have a link in the same window. Then attempt as many questions as possible in the quiz: https://my.educake.co.uk/assessment/29134268	
Geography  	Homework: See Classcharts (Use Knowledge Organiser)	
	Revision: Big two weeks of revision over Easter break. Use your Geography revision guide given to you by your class teacher. Complete pages activities 13,14,15,16 on Coastal Landscapes There are QR codes on the pages which link to internet geography pages to help you with the knowledge required for this topic. You can also use pages 55, 56, 57, 58 59, 60,61 in the CGP revision guide. You could complete questions 3.1 to 3.6 in the practice paper given out before Christmas. You could also watch this on coastal processes https://www.youtube.com/watch?v=O-ELTz8DEc4&list=PLZGzvBckVS3WnfZlsllyrOM-Ufqd_CGLU&index=13 Watch this on coastal management strategies https://www.youtube.com/watch?v=ZlEMfPb6i7I&list=PLZGzvBckVS3WnfZlsllyrOM-Ufqd_CGLU&index=14	

History	Homework: See classcharts (Set on Educake)	
	<p>Revision: Use the Knowledge Organiser on page 1 and any other resources to complete the following activities in the Weimar and Nazi Germany Historical 5 Booklet on page 2 on the topic - Impact of WWI:</p> <ul style="list-style-type: none"> • Terms and definitions • Chronology • Context • Source analysis • Plan an answer to the following question: <p>Explain why there were challenges to the Weimar Republic in the years 1919-1923. (12)</p> <p>You may use the following in your answer:</p> <ul style="list-style-type: none"> ▪ The Treaty of Versailles ▪ The Kapp Putsch <p>You must also use information of your own.</p>	
Subject	Homework / Revision	Home Signature
Option B	Homework: See Classcharts	
	Revision:	
Option C	Homework: See Classcharts	
	Revision:	
Option D	Homework: See Classcharts	
	Revision:	

Aspirational Revision:



Subject	Aspirational Revision	Home Signature
English Literature	Revision: SharePoint- English – Student Files- 01 Y11 revision- scroll down to ‘Race to the Exams’ booklet and complete a Gold activity on A Christmas Carol.	
Maths 	Revision: Watch the weekly video (a new video will be emailed and loaded into this folder every Friday Final Question Practice). Complete the Hannah Kettle half papers (Hannahkettlemaths.co.uk) using her videos and worked solutions for support.	
Science  	Revision: Past exam paper. Q4-6 https://cdn.sanity.io/files/p28bar15/green/5f8bd169dfc64f9e5feac4cd776153ff18d6b17f.pdf https://cdn.sanity.io/files/p28bar15/green/0dbf64943734d0affe5110a7232db301a58420f.pdf	
Geography 	Revision: Review your case studies for Coastal management which is Dawlish Warren from the case study notes in the first booklet that you were given. Complete the questions from the links below, use your notes to help, if you want any feedback bring in your work and hand into Mr Clemens or Mrs Smith. https://www.exampaperspractice.co.uk/wp-content/uploads/AG_GEO_Coasts.pdf	

Week Log:

Week beginning 7 & 14th April 2025





In Year 11 this week:

Core Learning:

Subject	Homework / Revision	Home Signature
English Literature	Homework: See Classcharts	
	Revision: SharePoint- English – Student Files- 01 Y11 revision- scroll down to 'Race to the Exams' booklet and complete a Silver or Bronze activity on poetry.	
Maths	Homework: See Classcharts (Set on SPARX, based on this week's learning, prior learning from the current topic and Mathematics concepts)	
	Revision: Fluency fix up and revision on Sparx. This is separate to homework and is based on a bespoke checklist for you. Aim for 45-60 mins a week on SPARX – this will be checked by your Maths class teacher. In addition to this your class teacher will be providing you with regular "aiming for grade" papers. Please complete these and return to your teacher for them to mark and provide the next paper. Aim for one paper a week.	
Science 	Homework: See Classcharts (Set on Educake, based on this week's learning, prior learning from the current topic and core science concepts)	
	Revision: Physics paper 2 Revision: Log in to educake and use the link below. Before you click on the "begin quiz" button that appears for this quiz, read the educake study guides for this part of the topic that have a link in the same window. Then attempt as many questions as possible in the quiz: https://my.educake.co.uk/assessment/29134299	
Geography 	Homework: See Classcharts (Use Knowledge Organiser)	
	Revision: Big two weeks of revision over Easter break. Use your Geography revision guide given to you by your class teacher. Complete pages activities 17,18,19,20 on River Landscapes There are QR codes on the pages which link to internet geography pages to help you with the knowledge required for this topic. You can also use pages 66,67,68,69,70,71,72,73,74 in the CGP revision guide. You could complete questions 4.1 to 4.6 in the practice paper given out before Christmas. You can also watch this on rivers https://www.youtube.com/watch?v=oRVmbNqPPS8&list=PLZGzvBckVS3WnfZIsIlyrOM-Ufqd_CGLU&index=15	

History	Homework: See classcharts (Set on Educake)	
	<p>Revision: Use the Knowledge Organiser on page 1 and any other resources to complete the following activities in the Weimar and Nazi Germany Historical 5 Booklet on page 3 on the topic – The Stresemann Era:</p> <ul style="list-style-type: none"> • Terms and definitions • Chronology • Context • Source analysis • Plan an answer to the following question: <p>Explain why the Weimar Republic recovered in the years 1924-29. (12)</p> <p>You may use the following in your answer:</p> <ul style="list-style-type: none"> ▪ The Dawes Plan ▪ Achievements abroad <p>You must also use information of your own.</p>	
Subject	Homework / Revision	Home Signature
Option B	Homework: See Classcharts	
	Revision:	
Option C	Homework: See Classcharts	
	Revision:	
Option D	Homework: See Classcharts	
	Revision:	

Aspirational Revision:

Subject	Aspirational Revision	Home Signature
English Literature	Revision: SharePoint- English – Student Files- 01 Y11 revision- scroll down to ‘Race to the Exams’ booklet and complete a Gold activity on Poetry.	
Maths 	Revision: Watch the weekly video (a new video will be emailed and loaded into this folder every Friday Final Question Practice). Complete the Hannah Kettle half papers (Hannahkettlemaths.co.uk) using her videos and worked solutions for support.	
Science  	Revision: Past exam paper. Q4-7 https://cdn.sanity.io/files/p28bar15/green/c3f850f424afe9593401338e482f6faf32e7ab69.pdf https://cdn.sanity.io/files/p28bar15/green/8c9f721f1cfdd2aad12bab0ce48381941f1813fa.pdf	
Geography 	Revision: Review your case study for River management which is the River Exe from the case study notes in the first booklet that you were given. Complete the questions from the links below, use your notes to help, if you want any feedback bring in your work and hand into Mr Clemens or Mrs Smith. https://www.exampaperspractice.co.uk/wp-content/uploads/AG_GEO_Rivers.pdf	



Week Log:

Week beginning 21st April 2025

In Year 11 this week:




Core Learning:

Subject	Homework / Revision	Home Signature
English Literature	Homework: See Classcharts	
	Revision: SharePoint- English – Student Files- 01 Y11 revision- scroll down to 'Race to the Exams' booklet and complete a Silver or Bronze activity on poetry.	
Maths	Homework: See Classcharts (Set on SPARX, based on this week's learning, prior learning from the current topic and Mathematics concepts)	
	Revision: Fluency fix up and revision on Sparx. This is separate to homework and is based on a bespoke checklist for you. Aim for 45-60 mins a week on SPARX – this will be checked by your Maths class teacher. In addition to this your class teacher will be providing you with regular "aiming for grade" papers. Please complete these and return to your teacher for them to mark and provide the next paper. Aim for one paper a week.	
Science	Homework: See Classcharts (Set on Educake, based on this week's learning, prior learning from the current topic and core science concepts)	
	Revision: Biology paper 1 and 2 Revision: Log in to educake and use the link below. Before you click on the "begin quiz" button that appears for this quiz, read the educake study guides for this part of the topic that have a link in the same window. Then attempt as many questions as possible in the quiz: https://my.educake.co.uk/assessment/29156915 https://my.educake.co.uk/assessment/29134391	

Geography  	Homework: See Classcharts (Use Knowledge Organiser)	
	Revision: Geography revision is now for paper 2 along with some work reviewing material for paper 1 on 14th May. Your class teacher will give you a new revision booklet. Use your Geography revision guide given to you by your class teacher. Complete pages activities 1,2,3 on World Development There are QR codes on the pages which link to internet geography pages to help you with the knowledge required for this topic. You can also use pages 107 to 112 in the CGP revision guide. Watch this Reducing the development gap https://www.youtube.com/watch?v=c45gkjpDBsU&list=PLZGzvBckVS3WnfZIsIlyrOM-Ufqd_CGLU&index=27 SECTION A NATURAL HAZARDS FOR PAPER 1 REVIEW - https://www.youtube.com/watch?v=mcbPYXIMsZU&list=PLp8BSCLLWBUDmWrWytuLYIO9ITnGHq5K2	
History	Homework: See classcharts (Set on Educake)	
	Revision: Use the Knowledge Organiser on page 1 and any other resources to complete the following activities in the Weimar and Nazi Germany Historical 5 Booklet on page 4 on the topic – The early Nazi Party: <ul style="list-style-type: none"> • Terms and definitions • Chronology • Context • Source analysis • Plan an answer to the following question: <p>Explain why Hitler carried out the Munich Putsch. (12)</p> <p>You may use the following in your answer:</p> <ul style="list-style-type: none"> ▪ Ludendorff ▪ French occupation of the Ruhr <p>You must also use your own information.</p>	
Subject	Homework / Revision	Home Signature
Option B	Homework: See Classcharts	
	Revision:	
Option C	Homework: See Classcharts	

	Revision:	
Option D	Homework: See Classcharts	
	Revision:	

Aspirational Revision:



Subject	Aspirational Revision	Home Signature
English Literature	Revision: SharePoint- English – Student Files- 01 Y11 revision- scroll down to ‘Race to the Exams’ booklet and complete a Gold activity on Macbeth.	
Maths 	Revision: Watch the weekly video (a new video will be emailed and loaded into this folder every Friday Final Question Practice). Complete the Hannah Kettle half papers (Hannahkettlemaths.co.uk) using her videos and worked solutions for support.	
Science  	Revision: Past exam paper. Q1-3 https://cdn.sanity.io/files/p28bar15/green/936323a2270f53f49ab862438d162b66c546bfa5.pdf https://cdn.sanity.io/files/p28bar15/green/e31a1a687925134f27784ee606401ff4bf7dafd4.pdf	



Week Log:

Week beginning 28th April 2025

In Year 11 this week:




Core Learning:




Subject	Homework / Revision	Home Signature
English Literature	Homework: See Classcharts	
	Revision: SharePoint- English – Student Files- 01 Y11 revision- scroll down to 'Race to the Exams' booklet and complete a Silver or Bronze activity on A Christmas Carol.	
Maths	Homework: See Classcharts (Set on SPARX, based on this week's learning, prior learning from the current topic and Mathematics concepts)	
	Revision: Fluency fix up and revision on Sparx. This is separate to homework and is based on a bespoke checklist for you. Aim for 45-60 mins a week on SPARX – this will be checked by your Maths class teacher. In addition to this your class teacher will be providing you with regular "aiming for grade" papers. Please complete these and return to your teacher for them to mark and provide the next paper. Aim for one paper a week.	
Science  	Homework: See Classcharts (Set on Educake, based on this week's learning, prior learning from the current topic and core science concepts)	
	Revision: Chemistry paper 1 and 2 Revision: Log in to educake and use the link below. Before you click on the "begin quiz" button that appears for this quiz, read the educake study guides for this part of the topic that have a link in the same window. Then attempt as many questions as possible in the quiz: https://my.educake.co.uk/assessment/29156981 https://my.educake.co.uk/assessment/29134428	

Geography  	Homework: See Classcharts (Use Knowledge Organiser)	
	Revision: Geography revision is now for paper 2 along with some work reviewing material for paper 1 on 14th May. Use your Geography revision guide given to you by your class teacher. Complete pages activities 4,5,6 on UK Economic world There are QR codes on the pages which link to internet geography pages to help you with the knowledge required for this topic. You can also use pages 120-123 in the CGP revision guide. Watch this on UK Changing Economy https://www.youtube.com/watch?v=dYkI8iVDe5A&list=PLZGzvBckVS3WnfZlslYrOM-Ufqd_CGLU&index=29 SECTION B LIVING WORLD FOR PAPER 1 REVIEW https://www.youtube.com/watch?v=SI NIglW6Q40&list=PLp8BSCLLWBUDmWrWytuLYIQ9ITnGHq5K2&index=2	
History	Homework: See classcharts (Set on Educake)	
	Revision: Use the Knowledge Organiser on page 5 and any other resources to complete the following activities in the Weimar and Nazi Germany Historical 5 Booklet on page 6 on the topic – Impact of the Depression: <ul style="list-style-type: none"> • Terms and definitions • Chronology • Context • Source analysis • Plan an answer to the following question: <p>Explain why there was increased support for the Nazis in the years 1929-32. (12)</p> <p>You may use the following in your answer:</p> <ul style="list-style-type: none"> ▪ Unemployment ▪ Goebbels <p>You must also use your own information</p>	
Subject	Homework / Revision	Home Signature
Option B	Homework: See Classcharts	
	Revision:	
Option C	Homework: See Classcharts	
	Revision:	

Option D	Homework: See Classcharts	
	Revision:	

Aspirational Revision:

Subject	Aspirational Revision	Home Signature
English Literature	Revision: SharePoint- English – Student Files- 01 Y11 revision- scroll down to ‘Race to the Exams’ booklet and complete a Gold activity on A Christmas Carol.	
Maths 	Revision: Watch the weekly video (a new video will be emailed and loaded into this folder every Friday Final Question Practice). Complete the Hannah Kettle half papers (Hannahkettlemaths.co.uk) using her videos and worked solutions for support.	
Science  	Revision: Past exam paper Q1-3 https://cdn.sanity.io/files/p28bar15/green/e2f07125677d4db67412f2f903d6ab49bbdf2fa2.pdf https://cdn.sanity.io/files/p28bar15/green/bc0c8c844f5dad348c03f7493f09d77e22285931.pdf	

<p>Geography</p>   	<p>Revision:</p> <p>Review your examples for UK economic world. HS2, A303, Expanding Heathrow airport, Avonmouth docks. Okehampton and area of rural population growth, Chagford and area of rural depopulation. Media City, Salford Quays Manchester as a way to reduce the North South Divide. Plymouth Science Park and Jaguar Landrover in Birmingham as a sustainable industrial development.</p> <p>Then go to https://www.bbc.co.uk/bitesize/guides/z332sg8/revision/1 Complete the revision</p> <p>Watch the video https://www.bbc.co.uk/bitesize/guides/z332sg8/video</p> <p>Complete the test https://www.bbc.co.uk/bitesize/guides/z332sg8/test</p>	
<p>History</p>	<p>Revision:</p> <p>Explain why there was increased support for the Nazis in the years 1929-32. (12)</p> <p>You may use the following in your answer:</p> <ul style="list-style-type: none"> ▪ Unemployment ▪ Goebbels <p>You must also use your own information</p>	

Week Log:

Week beginning 5th May 2025

In Year 11 this week:

Summer exams begin

Core Learning:

Subject	Homework / Revision	Home Signature
English Literature	Homework: See Classcharts	
	Revision: SharePoint- English – Student Files- 01 Y11 revision- scroll down to 'Race to the Exams' booklet and complete a Silver or Bronze activity on Macbeth.	
Maths	Homework: See Classcharts (Set on SPARX, based on this week's learning, prior learning from the current topic and Mathematics concepts)	
	Revision: Fluency fix up and revision on Sparx. This is separate to homework and is based on a bespoke checklist for you. Aim for 45-60 mins a week on SPARX – this will be checked by your Maths class teacher. In addition to this your class teacher will be providing you with regular "aiming for grade" papers. Please complete these and return to your teacher for them to mark and provide the next paper. Aim for one paper a week.	
Science	Homework: See Classcharts (Set on Educake, based on this week's learning, prior learning from the current topic and core science concepts)	
	Revision: Physics paper 1 and 2 Revision: Log in to educake and use the link below. Before you click on the "begin quiz" button that appears for this quiz, read the educake study guides for this part of the topic that have a link in the same window. Then attempt as many questions as possible in the quiz: https://my.educake.co.uk/assessment/29157037 https://my.educake.co.uk/assessment/29136977	
Geography	Homework: See Classcharts (Use Knowledge Organiser)	





Revision:

Geography revision is now for paper 2 along with some work reviewing material for paper 1 on 14th May.

Use your Geography revision guide given to you by your class teacher.

Complete pages activities 7,8,9 on Resources

There are QR codes on the pages which link to internet geography pages to help you with the knowledge required for this topic.

You can also use pages 127-131 in the CGP revision guide.

Watch these

Global distribution of resources

<https://www.youtube.com/watch?v=j5OmAvAAgsc&list=PLITKEs99AXCiwFXpGI-yRSv5XjU4jZjf0&index=2>

Food in UK

<https://www.youtube.com/watch?v=ajyoDJn-Zso&list=PLITKEs99AXCiwFXpGI-yRSv5XjU4jZjf0&index=3>

Water in UK

<https://www.youtube.com/watch?v=sqS3Y-VIDGw&list=PLITKEs99AXCiwFXpGI-yRSv5XjU4jZjf0&index=4>

Energy in UK




<https://www.youtube.com/watch?v=ftx4UHKeD3M&list=PLITKEs99AXCiwFXpGI-yRSv5XjU4jZjf0&index=1>



SECTION C COASTAL and RIVER LANDSCAPES FOR PAPER 1 REVIEW

<https://www.youtube.com/watch?v=kxdNKq8lq8I&list=PLp8BSCLLWBUDmWrwYtuLYIO9ITnGHq5K2&index=3>

History	Homework: See classcharts (Set on Educake)	
	<p>Revision: Use the Knowledge Organiser on page 5 and any other resources to complete the following activities in the Weimar and Nazi Germany Historical 5 Booklet on page 7 on the topic – Hitler’s Rise to Power:</p> <ul style="list-style-type: none"> • Terms and definitions • Chronology • Context • Source analysis • Plan an answer to the following question: <p>Explain why Hitler was able to become Chancellor in January 1933. (12)</p> <p>You may use the following in your answer:</p> <ul style="list-style-type: none"> • The actions of Hindenburg, von Papen and von Schleicher • The Great Depression <p>You <u>must</u> also use information of your own.</p>	
Subject	Homework / Revision	Home Signature
Option B	Homework: See Classcharts	
	Revision:	
Option C	Homework: See Classcharts	
	Revision:	
Option D	Homework: See Classcharts	
	Revision:	

Aspirational Revision:

Subject	Aspirational Revision	Home Signature
English Literature	Revision: SharePoint- English – Student Files- 01 Y11 revision- scroll down to ‘Race to the Exams’ booklet and complete a Gold activity on Macbeth.	
Maths 	Revision: Watch the weekly video (a new video will be emailed and loaded into this folder every Friday Final Question Practice). Complete the Hannah Kettle half papers (Hannahkettlemaths.co.uk) using her videos and worked solutions for support.	
Science  	Revision: Past exam paper https://cdn.sanity.io/files/p28bar15/green/5a84b4dfab2bf60404621638058e3b8cfdc811ed.pdf https://cd.sanity.io/files/p28bar15/green/5e2fe0ed4db0ab732d0a74ccde6bba73b4a3850b.pdf	
Geography	Revision:	

 	<p>Review your example of a sustainable energy in a LIC. https://www.internetgeography.net/topics/chambamontera-micro-hydro-scheme/</p> <p>Complete the questions from the links below, use your notes to help, if you want any feedback bring in your work and hand into Mr Clemens or Mrs Smith.</p> <p>https://www.exampaperspractice.co.uk/wp-content/uploads/Resource-Management.pdf</p>	
<p>History</p>	<p>Revision:</p> <p>Explain why Hitler was able to become Chancellor in January 1933. (12)</p> <p>You may use the following in your answer:</p> <ul style="list-style-type: none"> • The actions of Hindenburg, von Papen and von Schleicher • The Great Depression <p>You <u>must</u> also use information of your own.</p>	

This image shows a full page of blank handwriting practice paper. It features approximately 20 evenly spaced horizontal blue lines across the entire page, providing a guide for letter height and placement. The background is plain white, and there are no margins, text, or other markings present.

Week Log:

Week beginning 12th May 2025




In Year 11 this week:





Core Learning:

Subject	Homework / Revision	Home Signature
English Literature	Homework: See Classcharts	
	Revision: SharePoint- English – Student Files- 01 Y11 revision- scroll down to 'Race to the Exams' booklet and complete a Silver or Bronze activity on poetry.	
Maths	Homework: See Classcharts (Set on SPARX, based on this week's learning, prior learning from the current topic and Mathematics concepts)	
	Revision: Fluency fix up and revision on Sparx. This is separate to homework and is based on a bespoke checklist for you. Aim for 45-60 mins a week on SPARX – this will be checked by your Maths class teacher. In addition to this your class teacher will be providing you with regular "aiming for grade" papers. Please complete these and return to your teacher for them to mark and provide the next paper. Aim for one paper a week.	
Science	Homework: See Classcharts (Set on Educake, based on this week's learning, prior learning from the current topic and core science concepts)	
	Revision: Biology paper 1 Revision: Log in to educake and use the link below. Before you click on the "begin quiz" button that appears for this quiz, read the educake study guides for this part of the topic that have a link in the same window. Then attempt as many questions as possible in the quiz: https://my.educake.co.uk/assessment/29137053	
Geography	Homework: See Classcharts (Use Knowledge Organiser)	
	Revision: Geography revision is now for paper 2 along with some work reviewing material for paper 1 on 14th May. THIS WEEK! Use your Geography revision guide given to you by your class teacher. Complete pages activities 10, 11, 12, 13, 14 on Urban issues. There are QR codes on the pages which link to internet geography pages to help you with the knowledge required for this topic. You can also use pages 92, 93, 94 in the CGP revision guide. Watch these Freiburg a Sustainable city https://www.youtube.com/watch?v=rmY9YvVO6M&list=PLZGzvBckVS3WnfZlsllyrOM-Ufqd_CGLU&index=25 Urbanisation	

	https://www.youtube.com/watch?v=KQuoUqWQgcY&list=PLZGzvBckVS3WnfZlsllyrOM-Ufqd_CGLU&index=18	
History	Homework: See classcharts (Set on Educake)	
	<p>Revision: Use the Knowledge Organiser on page 8 and any other resources to complete the following activities in the Weimar and Nazi Germany Historical 5 Booklet on page 9 on the topic – Opposition:</p> <ul style="list-style-type: none"> • Terms and definitions • Chronology • Context • Source analysis • Plan an answer to the following question: <p>Explain why there was so little resistance and opposition to Hitler and the Nazis in Germany in the years 1933-39. (12)</p> <p>You may use the following in your answer:</p> <ul style="list-style-type: none"> ▪ Nazi Propaganda ▪ The Gestapo <p>You must also use information of your own.</p>	
Subject	Homework / Revision	Home Signature
Option B	Homework: See Classcharts	
	Revision:	
Option C	Homework: See Classcharts	
	Revision:	
Option D	Homework: See Classcharts	
	Revision:	

Aspirational Revision:

Subject	Aspirational Revision	Home Signature
English Literature	Revision: SharePoint- English – Student Files- 01 Y11 revision- scroll down to ‘Race to the Exams’ booklet and complete a Gold activity on A Christmas Carol.	
Maths 	Revision: Watch the weekly video (a new video will be emailed and loaded into this folder every Friday Final Question Practice). Complete the Hannah Kettle half papers (Hannahkettlemaths.co.uk) using her videos and worked solutions for support.	
Science  	Revision: Past exam paper. Q4-7 https://cdn.sanity.io/files/p28bar15/green/936323a2270f53f49ab862438d162b66c546bfa5.pdf https://cdn.sanity.io/files/p28bar15/green/e31a1a687925134f27784ee606401ff4bf7dafd4.pdf	

<p>Geography</p>    	<p>Revision:</p> <p>Review your Birmingham Case study using the information in your first revision booklet.</p> <p>https://www.internetgeography.net/topics/birmingham-case-study/ you can also use this link.</p> <p>Use this link to revise https://www.bbc.co.uk/bitesize/guides/z9y47hv/revision/</p> <p>Watch this clip https://www.bbc.co.uk/bitesize/guides/z9y47hv/video</p> <p>Complete this quiz https://www.bbcco.uk/bitesize/guides/z9y47hv/test</p>	
<p>History</p>	<p>Revision:</p> <p>Explain why there was so little resistance and opposition to Hitler and the Nazis in Germany in the years 1933-39. (12)</p> <p>You may use the following in your answer:</p> <ul style="list-style-type: none"> ▪ Nazi Propaganda ▪ The Gestapo <p>You must also use information of your own.</p>	




Week Log:

Week beginning 19th May 2025

In Year 11 this week:




23/05 Term Ends 15:05



Core Learning:

Subject	Homework / Revision	Home Signature
English Literature	Homework: See Classcharts	
	Revision: SharePoint- English – Student Files- 01 Y11 revision- scroll down to 'Race to the Exams' booklet and complete a Silver or Bronze activity on poetry.	
Maths	Homework: See Classcharts (Set on SPARX, based on this week's learning, prior learning from the current topic and Mathematics concepts)	
	Revision: Fluency fix up and revision on Sparx. This is separate to homework and is based on a bespoke checklist for you. Aim for 45-60 mins a week on SPARX – this will be checked by your Maths class teacher. In addition to this your class teacher will be providing you with regular "aiming for grade" papers. Please complete these and return to your teacher for them to mark and provide the next paper. Aim for one paper a week.	
Science	Homework: See Classcharts (Set on Educake, based on this week's learning, prior learning from the current topic and core science concepts)	
	 Revision: Physics paper 1 Revision: Log in to educake and use the link below. Before you click on the "begin quiz" button that appears for this quiz, read the educake study guides for this part of the topic that have a link in the same window. Then attempt as many questions as possible in the quiz: https://my.educake.co.uk/assessment/29157311	
Geography	Homework: See Classcharts (Use Knowledge Organiser)	
	  Revision: Geography revision is now for paper 2 with is on 6th June. Use your Geography revision guide given to you by your class teacher. Complete pages activities 15,16,17 on Nigeria There are QR codes on the pages which link to internet geography pages to help you with the knowledge required for this topic. Watch this on our case study Nigeria a NEE https://www.youtube.com/watch?v=S6ROMNR70tl&list=PLZGzvBckVS3WnfZlsllyrOM-Ufqd_CGLU&index=28 Watch these two warm up clip Section A Urbanisation https://www.youtube.com/watch?v=qLc7ekGCINY&list=PLp8BSCLLWBUDmWrwYtuLY1O9ITnGHq5K2&index=4	

History	Homework: See classcharts (Set on Educake)	
	<p>Revision: Use the Knowledge Organiser on page 8 and any other resources to complete the following activities in the Weimar and Nazi Germany Historical 5 Booklet on page 10 on the topic – Establishment of Hitler’s Dictatorship:</p> <ul style="list-style-type: none"> • Terms and definitions • Chronology • Context • Source analysis • Plan an answer to the following question: <p>Explain why Hitler was able to increase his control over Germany between 1933 and 1939. (12)</p> <p>You may use the following in the answer:</p> <ul style="list-style-type: none"> ▪ The Enabling Act ▪ Nazi Propaganda <p>You must also use information on your own.</p>	
Subject	Homework / Revision	Home Signature
Option B	Homework: See Classcharts	
	Revision:	
Option C	Homework: See Classcharts	
	Revision:	
Option D	Homework: See Classcharts	
	Revision:	

Aspirational Revision:

	Aspirational Revision	Home Signature
English Literature	<p>Revision:</p> <p>SharePoint- English – Student Files- 01 Y11 revision- scroll down to ‘Race to the Exams’ booklet and complete a Gold activity on Poetry.</p>	
<p>Maths</p> 	<p>Revision:</p> <p>Watch the weekly video (a new video will be emailed and loaded into this folder every Friday Final Question Practice).</p> <p>Complete the Hannah Kettle half papers (Hannahkettlemaths.co.uk) using her videos and worked solutions for support.</p>	
<p>Science</p>  	<p>Revision: Past exam paper Q4-7</p> <p>https://cdn.sanity.io/files/p28bar15/green/e2f07125677d4db67412f2f903d6ab49bbdf2fa2.pdf</p> <p>https://cdn.sanity.io/files/p28bar15/green/bc0c8c844f5dad348c03f7493f09d77e22285931.pdf</p>	

<p>Geography</p>  	<p>Revision:</p> <p>Revise case study Lagos</p> <p>Use this to revise some extra detail on Urban issues in a NEE</p> <p>https://www.bbc.co.uk/bitesize/guides/zqxhbk7/revision/</p> <p>Take the quiz</p> <p>https://www.bbc.co.uk/bitesize/guides/zqxhbk7/test</p>	
<p>History</p>	<p>Revision:</p> <p>Explain why Hitler was able to increase his control over Germany between 1933 and 1939. (12)</p> <p>You may use the following in the answer:</p> <ul style="list-style-type: none"> ▪ The Enabling Act ▪ Nazi Propaganda <p>You must also use information on your own.</p>	



This week, through revision, I have achieved:

Week Log:

Week beginning 26th May 2025




In Year 11 this week:

Core Learning:

Subject	Homework / Revision	Home Signature
English Language	Homework: See Classcharts	
	Revision: SharePoint- English – Student Files- 01 Y11 revision- scroll down to 'Race to the Exams' booklet and complete a Silver or Bronze activity on Lang Paper 1.	
Maths	Homework: See Classcharts (Set on SPARX, based on this week's learning, prior learning from the current topic and Mathematics concepts)	
	Revision: Fluency fix up and revision on Sparx. This is separate to homework and is based on a bespoke checklist for you. Aim for 45-60 mins a week on SPARX – this will be checked by your Maths class teacher. In addition to this your class teacher will be providing you with regular "aiming for grade" papers. Please complete these and return to your teacher for them to mark and provide the next paper. Aim for one paper a week.	
Science	Homework: See Classcharts (Set on Educake, based on this week's learning, prior learning from the current topic and core science concepts)	
	 Revision: Biology paper 2 Revision: Log in to educake and use the link below. Before you click on the "begin quiz" button that appears for this quiz, read the educake study guides for this part of the topic that have a link in the same window. Then attempt as many questions as possible in the quiz: https://my.educake.co.uk/assessment/29157435	
Geography	Homework: See Classcharts (Use Knowledge Organiser)	
	 Revision: Review work for paper 2 on 6th June. Section B Changing Economic world https://www.youtube.com/watch?v=qLc7ekGCINY&list=PLp8BSCLLWBUDmWrWytULY1O9ITnGHq5K2&index=4 Section C Resource management, food, water and energy in UK and Global Energy https://www.youtube.com/watch?v=GEApSSRoU8&list=PLp8BSCLLWBUDmWrWytULY1O9ITnGHq5K2&index=8	
History	Homework: See classcharts (Set on Educake)	

	<p>Revision: Use the Knowledge Organiser on page 11 and any other resources to complete the following activities in the Weimar and Nazi Germany Historical 5 Booklet on page 12 on the topic – Economic changes:</p> <ul style="list-style-type: none"> • Terms and definitions • Chronology • Context • Source analysis • Plan an answer to the following question: <p>Explain why unemployment fell in Germany between 1933 and 1939. (12)</p> <p>You may use the following in your answer:</p> <ul style="list-style-type: none"> ▪ National Labour Service (RAD) ▪ Autobahns <p>You must also use information of your own.</p>	
Subject	Homework / Revision	Home Signature
Option B	Homework: See Classcharts	
	Revision:	
Option C	Homework: See Classcharts	
	Revision:	
Option D	Homework: See Classcharts	
	Revision:	

Aspirational Revision:



Subject	Aspirational Revision	Home Signature
English Language	Revision: SharePoint- English – Student Files- 01 Y11 revision- scroll down to ‘Race to the Exams’ booklet and complete a Gold activity on Language Paper 1.	
Maths 	Revision: Watch the weekly video (a new video will be emailed and loaded into this folder every Friday Final Question Practice). Complete the Hannah Kettle half papers (Hannahkettlemaths.co.uk) using her videos and worked solutions for support.	
Science  	Revision: Past exam paper Q1-3 https://cdn.sanity.io/files/p28bar15/green/0daee5053c8241ad0a166e4f413ccdc361086b12.pdf https://cdn.sanity.io/files/p28bar15/green/e9ff0e5cd9ffcd15b41ab9772f431ff7ac99d464.pdf	
Geography	Revision: Revise all of your case study examples for paper 2 Economic world - Nigeria, UK (Okehampton, Chagford, Media City, Jaguar Landrover), Urban issues - Birmingham and Lagos Resources – Fracking in UK, Chambamontera Use your knowledge organiser (green book) and retriever practice book to complete the section on paper 2.	

Week Log:

Week beginning 2nd June 2025




In Year 11 this week:



Core Learning:

Subject	Homework / Revision	Home Signature
English Language	Homework: See Classcharts	
	Revision: SharePoint- English – Student Files- 01 Y11 revision- scroll down to 'Race to the Exams' booklet and complete a Silver or Bronze activity on Lang Paper 2.	
Maths	Homework: See Classcharts (Set on SPARX, based on this week's learning, prior learning from the current topic and Mathematics concepts)	
	Revision: Fluency fix up and revision on Sparx. This is separate to homework and is based on a bespoke checklist for you. Aim for 45-60 mins a week on SPARX – this will be checked by your Maths class teacher. In addition to this your class teacher will be providing you with regular "aiming for grade" papers. Please complete these and return to your teacher for them to mark and provide the next paper. Aim for one paper a week.	
Science 	Homework: See Classcharts (Set on Educake, based on this week's learning, prior learning from the current topic and core science concepts)	
	Revision: Chemistry paper 2 Revision: Log in to educake and use the link below. Before you click on the "begin quiz" button that appears for this quiz, read the educake study guides for this part of the topic that have a link in the same window. Then attempt as many questions as possible in the quiz: https://my.educake.co.uk/assessment/29157496	
Geography 	Homework: See Classcharts (Use Knowledge Organiser)	
	Revision: Paper 2 is this week you should review all of your work for this paper. If you have any worries or concerns see your Geography teacher. Paper 3 – Your teacher will give you a booklet on Fieldwork. Complete this booklet. Watch this https://www.youtube.com/watch?v=igT9OY8vXQQ&list=PLp8BSCLLWBUDmWrWytuLY1O9ITnGHq5K2&index=9	

History	Homework: See classcharts (Set on Educake)	
	<p>Revision: Use the Knowledge Organiser on page 11 and any other resources to complete the following activities in the Weimar and Nazi Germany Historical 5 Booklet on page 13 on the topic – Social Policy and Practice:</p> <ul style="list-style-type: none"> • Terms and definitions • Chronology • Context • Source analysis • Plan an answer to the following question: <p>Explain why there were changes to the lives of young people in Nazi Germany in the years 1933-39. (12)</p> <p>You may use the following in your answer:</p> <ul style="list-style-type: none"> ▪ Nazi ideals ▪ Education <p>You must also use information of your own.</p>	
Subject	Homework / Revision	Home Signature
Option B	Homework: See Classcharts	
	Revision:	
Option C	Homework: See Classcharts	
	Revision:	
Option D	Homework: See Classcharts	
	Revision:	

Aspirational Revision:

Subject	Aspirational Revision	Home Signature
English Language.	Revision: SharePoint- English – Student Files- 01 Y11 revision- scroll down to ‘Race to the Exams’ booklet and complete a Gold activity on Language Paper 2.	
Maths 	Revision: Watch the weekly video (a new video will be emailed and loaded into this folder every Friday Final Question Practice). Complete the Hannah Kettle half papers (Hannahkettlemaths.co.uk) using her videos and worked solutions for support.	
Science  	Revision: Past exam paper. https://cdn.sanity.io/files/p28bar15/green/f7901e77f28a349542512650d40aedef2462fd8aa.pdf https://cdn.sanity.io/files/p28bar15/green/a88372d6c80ecb27fede06edd19cb90220d07b11.pdf	

<p>Geography</p>  	<p>Revision:</p> <p>Download and read through these example answers for questions linked to fieldwork.</p> <p>https://www.tutor2u.net/geography/reference/exemplar-answers-for-aqa-gcse-geography-paper-3-familiar-fieldwork-rivers</p> <p>https://www.tutor2u.net/geography/reference/exemplar-answers-for-aqa-gcse-geography-paper-3-familiar-fieldwork-urban-regeneration</p>	
<p>History</p>	<p>Revision:</p> <p>Explain why there were changes to the lives of young people in Nazi Germany in the years 1933-39. (12)</p> <p>You may use the following in your answer:</p> <ul style="list-style-type: none"> ▪ Nazi ideals ▪ Education <p>You must also use information of your own.</p>	


This week, through revision, I have achieved:

Week Log:

Week beginning 9th June 2025




In Year 11 this week:

Core Learning:

Subject	Homework / Revision	Home Signature
English Literature	Homework: See Classcharts	
	Revision: English exams have finished.	
Maths	Homework: See Classcharts (Set on SPARX, based on this week's learning, prior learning from the current topic and Mathematics concepts)	
	Revision: Fluency fix up and revision on Sparx. This is separate to homework and is based on a bespoke checklist for you. Aim for 45-60 mins a week on SPARX – this will be checked by your Maths class teacher. In addition to this your class teacher will be providing you with regular "aiming for grade" papers. Please complete these and return to your teacher for them to mark and provide the next paper. Aim for one paper a week.	
Science 	Homework: See Classcharts (Set on Educake, based on this week's learning, prior learning from the current topic and core science concepts)	
	Revision: Physics paper 2 Revision: Log in to educake and use the link below. Before you click on the "begin quiz" button that appears for this quiz, read the educake study guides for this part of the topic that have a link in the same window. Then attempt as many questions as possible in the quiz: https://my.educake.co.uk/assessment/29157540	
Geography	Homework: See Classcharts (Use Knowledge Organiser)	
	Revision: Review of the work in class based on the pre release booklet. This will be given to you by your class teacher.	

History	Homework: See classcharts (Set on Educake)	
	<p>Revision: Use the Knowledge Organiser on page 11 and any other resources to complete the following activities in the Weimar and Nazi Germany Historical 5 Booklet on page 14 on the topic – Control:</p> <ul style="list-style-type: none"> • Terms and definitions • Chronology • Context • Source analysis • Plan an answer to the following question: <p>Explain why the Nazis wanted women to focus on home and family life. (12)</p> <p>You may use the following in your answer:</p> <ul style="list-style-type: none"> • Marriage Loans • Birth rate <p>You must also include information of your own.</p>	
Subject	Homework / Revision	Home Signature
Option B	Homework: See Classcharts	
	Revision:	
Option C	Homework: See Classcharts	
	Revision:	
Option D	Homework: See Classcharts	
	Revision:	


Aspirational Revision:

Subject	Aspirational Revision	Home Signature
English Literature	Revision: English exams have finished.	
Maths 	Revision: Watch the weekly video (a new video will be emailed and loaded into this folder every Friday Final Question Practice). Complete the Hannah Kettle half papers (Hannahkettlemaths.co.uk) using her videos and worked solutions for support.	
Science  	Revision: Past exam paper https://cdn.sanity.io/files/p28bar15/green/e7eafc896cb4b1a383af7eac591fcb7c753f3cd2.pdf https://cdn.sanity.io/files/p28bar15/green/5e2fe0ed4db0ab732d0a74ccde6bba73b4a3850b.pdf	
Geography	Revision: Ensure that you re-read through the entire resource booklet for paper 3. Make sure that you know your 2 Fieldwork examples of the river Plym and Regeneration in Plymouth City Centre. Complete the practice questions given to you by your class teacher linked to the resource booklet for paper 3.	

Week Log:**Week beginning 16th June 2025****In Year 11 this week:**



Leavers assembly - date TBC

Core Learning:

Subject	Homework / Revision	Home Signature
English Literature	Homework: English exams have finished.	
	Revision: English exams have finished.	
Maths	Homework: Maths exams have finished.	
	Revision: Maths exams have finished.	
Science 	Homework: See Classcharts (Set on Educake, based on this week's learning, prior learning from the current topic and core science concepts)	
	Revision: Final exam on Monday Morning: Physics paper 2 Revision: Log in to educake and use the link below. Before you click on the "begin quiz" button that appears for this quiz, read the educake study guides for this part of the topic that have a link in the same window. Then attempt as many questions as possible in the quiz: https://my.educake.co.uk/assessment/29157540	
Geography	Homework: Geography exams have finished.	
	Revision: Geography exams have finished.	
History	Homework: History exams have finished.	
	Revision: History exams have finished.	

Subject	Homework / Revision	Home Signature
Option B	Homework: See Classcharts	
	Revision:	
Option C	Homework: See Classcharts	
	Revision:	
Option D	Homework: See Classcharts	
	Revision:	

Aspirational Revision:

Subject	Aspirational Revision	Home Signature
English Literature	Revision: English exams have finished.	
Maths	Revision: Maths exams have finished.	
Science  	Revision: Past exam paper https://cdn.sanity.io/files/p28barl5/green/e7eafc896cb4b1a383af7eac591fcb7c753f3cd2.pdf https://cdn.sanity.io/files/p28barl5/green/5e2fe0ed4db0ab732d0a74ccde6bba73b4a3850b.pdf	
Geography	Revision: Geography exams have finished.	
History	Revision: History exams have finished.	

This week, through revision, I have achieved:

[illegible]

